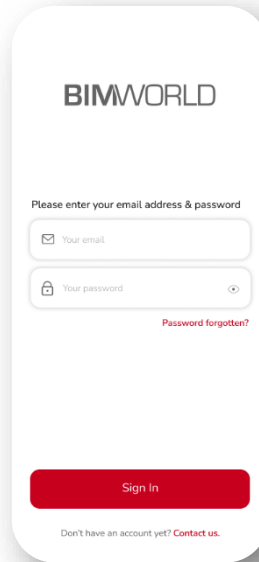
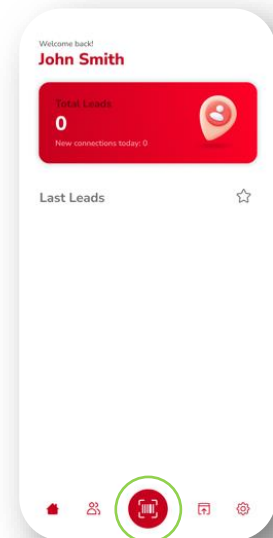


How to use the BIM World Scan App?

1. Log in with the credentials you received from the BIM team (e-mail and password):



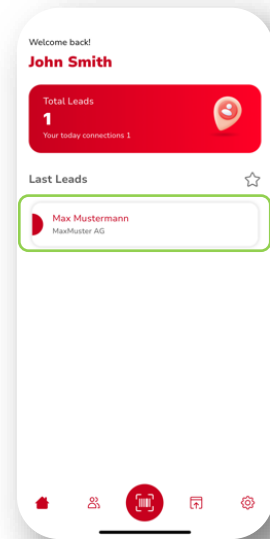
2. Click on the red scan button to open the camera:



3. Scan the QR code of the badge of the visitor:

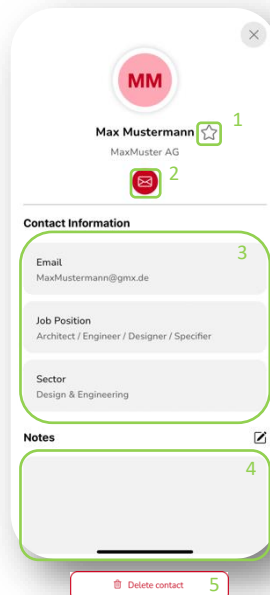


4. The lead is now displayed on your home screen and in your contacts:



5. When you click on the contact:

- 1. Mark as favorite**
- 2. Contact via e-mail**
- 3. View all contact details**
- 4. Add notes**
- 5. Delete contact**



6. In the export area, you can send your current contacts directly as a CSV file to the specified e-mail:

